

LIFE/work balance



**#LIFEworkbalance**

We have started a #LIFEworkbalance campaign and we need your help to complete our LIFE/work balance survey.

We hope to publish the results soon, so please give 15 minutes of your time to help us get a true picture of school life.

Want to be a part of this campaign? Take the [survey](#) on our website and share it with your colleagues!

## Year 1 – Summer Block 2 – Fractions – Quarter of a Quantity

### About This Resource:

This PowerPoint has been designed to support your teaching of this small step. It includes a starter activity and an example of each question from the Varied Fluency and Reasoning and Problem Solving resources also provided in this pack. You can choose to work through all examples provided or a selection of them depending on the needs of your class.

### National Curriculum Objectives:

Mathematics Year 1: (1F1b) [Recognise, find and name a quarter as one of four equal parts of an object, shape or quantity](#)

Mathematics Year 1: (1M1) [Compare, describe and solve practical problems for mass/weight \[for example, heavy/light, heavier than, lighter than, half, quarter\]](#)


More [Year 1 Fractions](#) resources.

Did you like this resource? Don't forget to [review](#) it on our website.

# Step 4: Quarter of a Quantity


## Introduction

How is the pizza split equally?



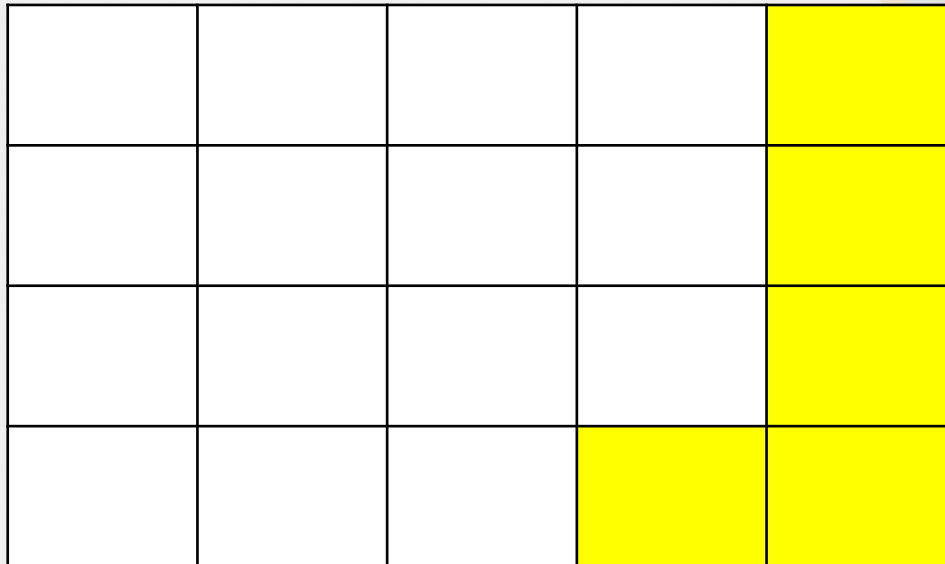
## Introduction

**How is the pizza split equally?**  
**The pizza is cut into 4 equal slices.**



## Varied Fluency 1

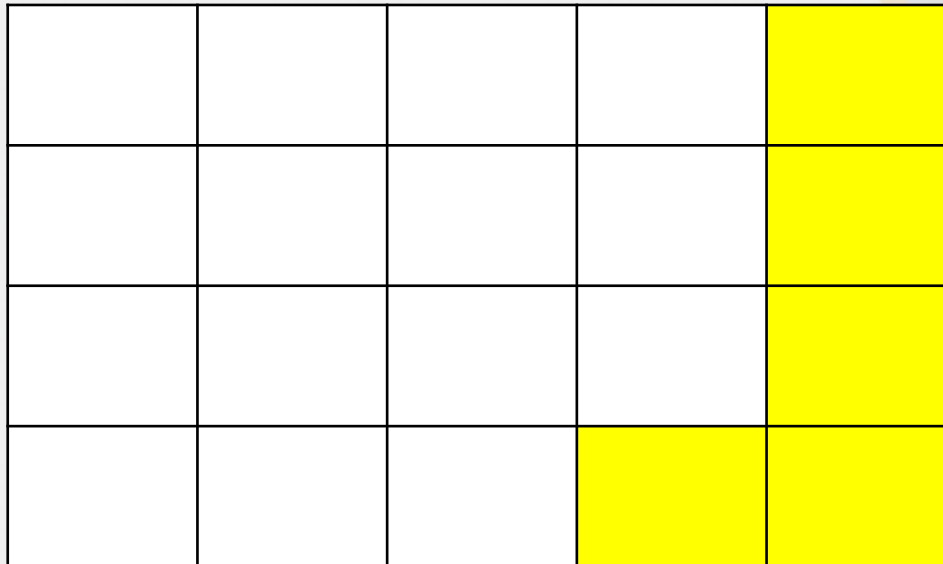
Complete the statement based on the picture below.



There are \_\_\_\_\_ boxes. One quarter of \_\_\_\_\_ is \_\_\_\_\_.

## Varied Fluency 1

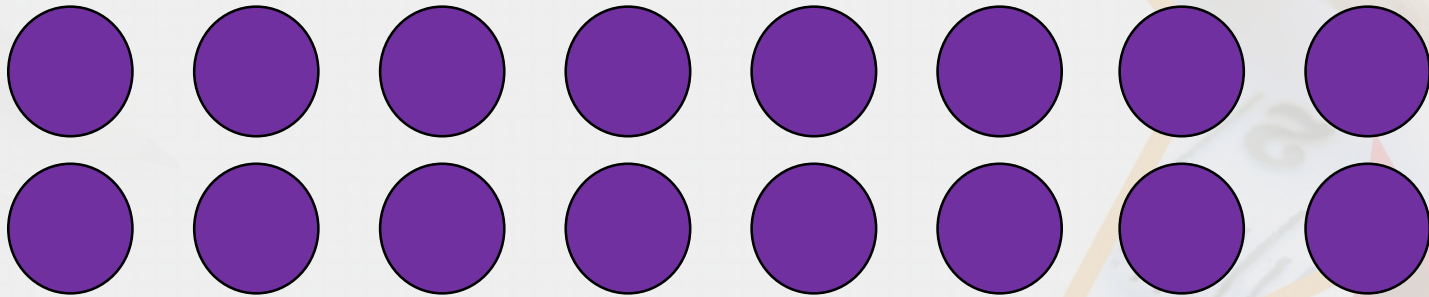
Complete the statement based on the picture below.



There are 20 boxes. One quarter of 20 is 5.

## Varied Fluency 2

Use the counters to complete the statement.

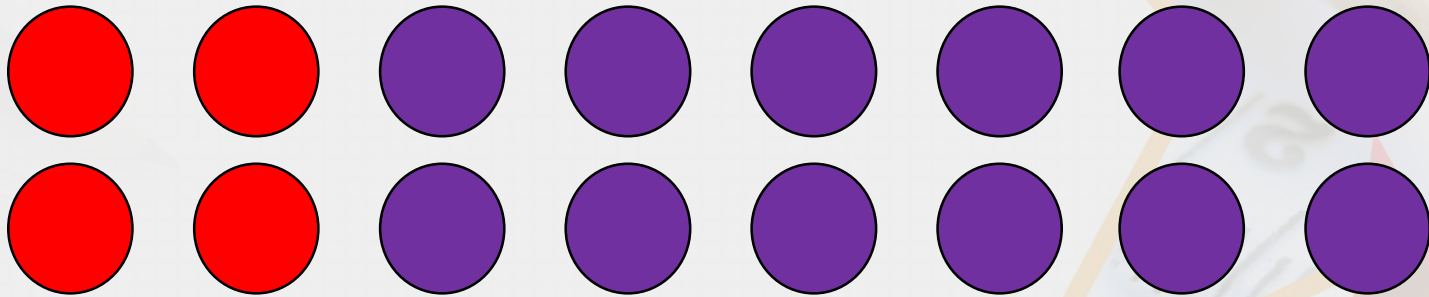


One quarter of 16 is \_\_\_\_\_.



## Varied Fluency 2

Use the counters to complete the statement.



One quarter of 16 is 4.

### Varied Fluency 3

Here is one quarter.



What is the total?

Varied Fluency 3

Here is one quarter.




What is the total?

12


## Varied Fluency 4

**Colour one quarter of the triangles.**




## Varied Fluency 4

**Colour one quarter of the triangles.**



## Reasoning 1


Lydia thinks she has coloured in one quarter of the cubes. Is she correct?



How do you know?

## Reasoning 1

Lydia thinks she has coloured in one quarter of the cubes. Is she correct?




How do you know?

Lydia is incorrect because...

## Reasoning 1

Lydia thinks she has coloured in one quarter of the cubes. Is she correct?



How do you know?

Lydia is incorrect because there are 12 equal parts and one quarter of 12 is 3.

She needs to colour 3 parts, not 4.




## Reasoning 1

Pirate Paula needs to put one quarter of her gems in her treasure chest.



I have put 4 of my gems in my treasure chest.




What mistake has Pirate Paula made?

## Reasoning 1

Pirate Paula needs to put one quarter of her gems in her treasure chest.



I have put 4 of my gems in my treasure chest.




What mistake has Pirate Paula made?  
Pirate Paula has not shared her gems...

## Reasoning 1

Pirate Paula needs to put one quarter of her gems in her treasure chest.



I have put 4 of my gems in my treasure chest.

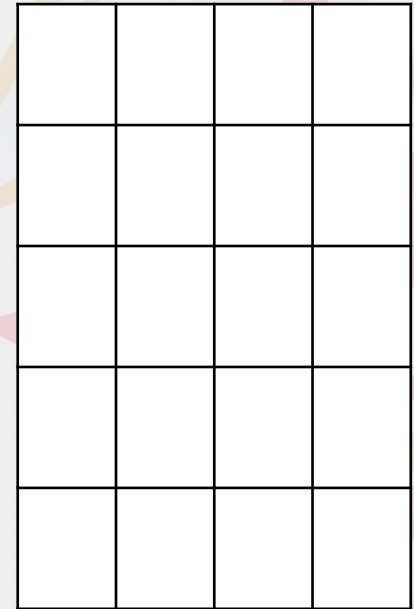
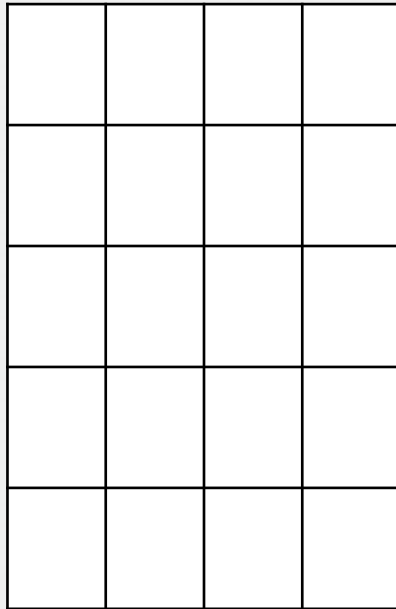



What mistake has Pirate Paula made?

**Pirate Paula has not shared her gems into 4 equal groups. She should have put away 5 gems.**

## Problem Solving 1

Find three different ways to shade a quarter of the shapes.



## Problem Solving 1

Find three different ways to shade a quarter of the shapes.  
**Any 5 parts need to be shaded, e.g.**

