



Y3

French Knowledge Mat

Spring 1: Animals I like and don't like

Language Detectives' Memory Bank: Animals I like and don't like

**Noun Bank**

Un chat (a cat)  
Un chien (a dog)  
Un poisson (a fish)  
Un cheval (a horse)  
Un lapin (a rabbit)  
Un mouton (a sheep)  
Un serpent (a snake)  
Un oiseau (a bird)  
Une vache (a cow)  
Une souris (a mouse)



**Sound spelling**

"ch"  
"oi"



**Grammar**

There are two words for "a"  
in French.  
These words are "un" and "une".



**Grammar**

In French when we use "the" with a  
plural noun, we use the word "les".

**Question and Answer Bank**

J'aime .. – I like  
Mon animal préféré est .... My favourite animal is....  
Quel est ton animal préféré? – What is your favourite animal?



**Fact Bank**

In different languages animals make  
different noises. In French the noise a  
dog makes is "ouaf".




## Prior Learning



le tigre



le rhinocéros



le léopard



le gorille



le chimpanzé



le perroquet



l'orang-outan (m)



le fourmilier



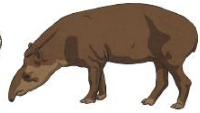
l'éléphant (m)



le crocodile



le python



le tapir



le papillon



la fourmi



le singe

1	un	11	onze
2	deux	12	douze
3	trois	13	treize
4	quatre	14	quatorze
5	cinq	15	quinze
6	six	16	seize
7	sept	17	dix-sept
8	huit	18	dix-huit
9	neuf	19	dix-neuf
10	dix	20	vingt

English	French	Visual
Blue	Bleu	
White	Blanc	
Red	Rouge	
Yellow	Jaune	
Green	Vert	
Orange	Orange	
Brown	Marron	
Pink	Rose	
Black	Noir	
Grey	Gris	
Purple	Violet	

## Attainment targets

1. **Listen attentively** to spoken language and show understanding by joining in and responding.
2. **Explore the patterns and sounds** of language through songs and rhymes and link the spelling, sound and meaning of words.
3. **Engage in conversations**; ask and answer questions; express opinions and respond to those of others; seek clarification and help.
4. **Speak in sentences**, using familiar vocabulary, phrases and basic language structures.
5. **Develop accurate pronunciation** and intonation so that others understand when they are reading aloud or using familiar words and phrases.
6. **Present ideas and information orally** to a range of audiences.
7. **Read carefully** and show understanding of words, phrases and simple writing.
8. **Appreciate** stories, songs, poems and rhymes in the language.
9. **Broaden their vocabulary** and develop their ability to understand new words that are introduced into familiar written material, including through using a dictionary.
10. **Write phrases from memory**, and adapt these to create new sentences, to express ideas clearly.
11. **Describe people**, places, things and actions orally and in writing.
12. **Understand basic grammar** appropriate to the language being studied.

## Unit Overview

### Spring 1 – Animals I like and don't like

#### Lesson 1

I know some animal nouns in French.

#### Lesson 2

I know how to ask a question and say an animal noun as the answer.

#### Lesson 3

I know how to tell someone what my favourite animal is.

#### Lesson 4

I know how to recognise some plural animals nouns.

#### Lesson 5

I know how to listen and join in with a story about animals.

#### Lesson 6

I know how to write sentences about animals.



Y4

French Knowledge Mat

Spring 1: Family tree and faces

Language Detectives' Memory Bank of Family

**Noun Bank**

Le papa - the dad

Le frère – the brother

Le bébé – the baby

Le grand- père – the grandad

La maman - the mum

La soeur – the sister

La grand-mère- the grandma

La famille– the family



**Sound spelling**

“uis”

“ille”

“é”



**Question and Answer Bank**

Qui es- tu? – Who are you?

Je suis ..... – I am .....

**Grammar**

There are two words for “the” in French with singular nouns.

These words are “le” and “la”



**Greetings & General phrases**

English	French	Notes and Pronunciation
Hello	Salut	Sahlew
Good-bye	Au revoir	Oruh vwar
Good day	Bonjour	Bohnjoor
Good morning	Bonjour	Bohnjoor
Good evening	Bonsoir	Bohn swar
Pleased to meet you.	Enchanté(e)	Ahn shohn tay
What's your name?	Comment t'appelles-tu?	Kohmont apell tew
My name is...	Je m'appelle...	Jhuh mapell
Welcome	Bienvenue	Bee envhuh new
How are you?	Comment ça va ?	Kohmon sah vah
Good thanks, and you?	Bien, merci, et toi?	Bee-en mair-see <u>ay</u> twa
Have a nice day.	Bonne journée.	Bon joornay
Where do you come from?	D'où viens-tu?	Doo vee-en tew
I come from...	Je viens de...	Jhuh vee-en duh

- 1. Listen attentively** to spoken language and show understanding by joining in and responding.
- 2. Explore the patterns and sounds** of language through songs and rhymes and link the spelling, sound and meaning of words.
- 3. Engage in conversations;** ask and answer questions; express opinions and respond to those of others; seek clarification and help.
- 4. Speak in sentences,** using familiar vocabulary, phrases and basic language structures.
- 5. Develop accurate pronunciation** and intonation so that others understand when they are reading aloud or using familiar words and phrases.
- 6. Present ideas and information orally** to a range of audiences.
- 7. Read carefully** and show understanding of words, phrases and simple writing.
- 8. Appreciate** stories, songs, poems and rhymes in the language.
- 9. Broaden their vocabulary** and develop their ability to understand new words that are introduced into familiar written material, including through using a dictionary.
- 10. Write phrases from memory,** and adapt these to create new sentences, to express ideas clearly.
- 11. Describe people,** places, things and actions orally and in writing.
- 12. Understand basic grammar** appropriate to the language being studied.

**Spring 1 - Family tree and faces**

**Lesson 1**

I know how Epiphany is celebrated in France.

**Lesson 2**

I know how to say nouns for 4 family members.

**Lesson 3**

I know how to write some personal information about a family member.

**Lesson 4**

I know how to say some parts of the face.

**Lesson 5**

I know how to say simple sentences using numbers and parts of the face.

**Lesson 6**

I know how to write some simple sentences to describe an alien.



Y5

French Knowledge Mat

Spring 1: Healthy eating, Going to the market

## Language Detectives' Memory Bank: Healthy eating, Going to the market

### At the market Noun Bank

une pomme – an apple

un oignon – an onion

une mangue – a mango

un poivron – a pepper

une grappe de raisin – a bunch of grapes

une pastèque – a watermelon

une banane – a banana

une salade – a lettuce

une carotte – a carrot

une pomme de terre – a potato

Tu aimes... ? – Do you like...?

J'aime.... – I like....

Je n'aime pas... - I don't like

Quel est ton fruit/légume préféré ? – what is your favourite fruit/vegetable ?

Mon fruit/légume préféré est... - My favourite fruit/vegetable is ...



### Question and Answer Bank

Avez vous.....? – do you have

Oui, j'ai.... – I have

Non, je n'ai pas...- I haven't....

C'est combien?- how much is it?

C'est ...centimes. – it is...cents

**Deux** euros – **two** euros

s'il vous plaît- please

merci- thank you



### Grammar

To say I have in French we use

part of the verb to have (avoir) "**J'ai....**"

To say I haven't in French we add **n'** and **pas**

**"Je n'ai pas"**

### Sound spelling

ez

ai

c'est





## Prior Learning (Y3)

## Attainment targets

## Unit Overview

### Fruits and Vegetables Bank (Y3)

Une pomme –an apple

Une banane- a banana

Une pêche- a peach

Une grappe de raisin- a bunch of grapes

Une tomate- a tomato

Une carotte- a carrot

Une orange- an orange

Une poire- a pear

Un melon- a melon

Un concombre- a cucumber



### “Asking politely phrases” bank

Je voudrais- I would like...

s’il vous plaît - please



### Sound spelling

“omme”

“oi”

“on”

“ais”

“aît”



1. **Listen attentively** to spoken language and show understanding by joining in and responding.
2. **Explore the patterns and sounds** of language through songs and rhymes and link the spelling, sound and meaning of words.
3. **Engage in conversations**; ask and answer questions; express opinions and respond to those of others; seek clarification and help.
4. **Speak in sentences**, using familiar vocabulary, phrases and basic language structures.
5. **Develop accurate pronunciation** and intonation so that others understand when they are reading aloud or using familiar words and phrases.
6. **Present ideas and information orally** to a range of audiences.
7. **Read carefully** and show understanding of words, phrases and simple writing.
8. **Appreciate** stories, songs, poems and rhymes in the language.
9. **Broaden their vocabulary** and develop their ability to understand new words that are introduced into familiar written material, including through using a dictionary.
10. **Write phrases from memory**, and adapt these to create new sentences, to express ideas clearly.
11. **Describe people**, places, things and actions orally and in writing.
12. **Understand basic grammar** appropriate to the language being studied.

**Spring 1 – Healthy eating, Going to the market**

#### Lesson 1

I know the names of fruits and vegetables.

#### Lesson 2

I know how to talk and write about fruits and vegetables.

#### Lesson 3

I know how to complete a class survey.

#### Lesson 4

I know how to ask for the price of a fruit or vegetable.

#### Lesson 5

I know how to participate in a simple shopping conversation.

#### Lesson 6

I know how to use instructions to make my own recipe.





Language Detectives' Memory Bank: Playing & enjoying sport


**Noun Bank**

Le cricket- cricket  
 Le tennis- tennis  
 Le foot - football  
 Le basket – basketball  
 La danse - dance  
 La gymnastique- gymnastics  
 Le rugby - rugby  
 La natation- swimming  
 Le cyclisme – cycling  
 Le handball - handball




**Opinions Adjectives and Phrases Bank**

rapide- fast	génial - great
ennuyeux- boring	un challenge - challenging
amusant – fun	nul - rubbish
difficile – difficult	cool - cool
calme – calm/gentle	
fatigant - tiring	




**Question and Answer Bank**

Tu aimes....?- *do you like..?*  
 J'aime....car c'est.....  
 = *I like .. because it's.....*  
 Je n'aime pas.....car c'est....  
 = *I don't like ....., because it's .....*  
 J'adore... car c'est...  
 = *I love because it's .....*  
 Je déteste...car c'est...  
 = *I hate...because it's ....*



**Sound spelling**

nis  
 foot  
 tion  
 Anse



**Grammar-**

jouer- to play  
 Je joue-I play  
 Tu joues you play  
 Il joue- he plays  
 Elle joue- he plays.  
 Nous jouons-we play  
 Vous jouez- you play  
 Ils jouent- they play  
 Elles jouent- they play



## Prior Learning (Y5)

### At the market Noun Bank (Y5)

une pomme – an apple  
un oignon – an onion  
une mangue – a mango  
un poivron – a pepper  
une grappe de raisin – a bunch of grapes  
une pastèque – a watermelon  
une banane – a banana  
une salade – a lettuce  
une carotte – a carrot  
une pomme de terre – a potato  
Tu aimes... ? – Do you like...?  
J'aime.... – I like....  
Je n'aime pas... - I don't like  
Quel est ton fruit/légume préféré ? – what is your favourite fruit/vegetable ?  
Mon fruit/légume préféré est... - My favourite fruit/vegetable is ...

### Asking for and giving an opinion bank (Y5)

J'aime- I like.....  
Je n'aime pas- I do not like...  
J'adore – I love...  
Tu aimes.....?- Do you like.....?  
Tu préfères.....? –Do you prefer  
Je préfère.... I prefer.....  
car- because  
et- an  
mais- but  
c'est..... it is .....  
facile - easy  
ennuyeux - boring  
intéressant - interesting  
utile - useful

## Attainment targets

1. **Listen attentively** to spoken language and show understanding by joining in and responding.
2. **Explore the patterns and sounds** of language through songs and rhymes and link the spelling, sound and meaning of words.
3. **Engage in conversations**; ask and answer questions; express opinions and respond to those of others; seek clarification and help.
4. **Speak in sentences**, using familiar vocabulary, phrases and basic language structures.
5. **Develop accurate pronunciation** and intonation so that others understand when they are reading aloud or using familiar words and phrases.
6. **Present ideas and information orally** to a range of audiences.
7. **Read carefully** and show understanding of words, phrases and simple writing.
8. **Appreciate** stories, songs, poems and rhymes in the language.
9. **Broaden their vocabulary** and develop their ability to understand new words that are introduced into familiar written material, including through using a dictionary.
10. **Write phrases from memory**, and adapt these to create new sentences, to express ideas clearly.
11. **Describe people**, places, things and actions orally and in writing.
12. **Understand basic grammar** appropriate to the language being studied.

## Unit Overview

### Spring 1 – Playing & enjoying sport

#### Lesson 1

I know some sport nouns.

#### Lesson 2

I know how to talk about sports I like and dislike.

#### Lesson 3

I know how to create extended sentences about sports.

#### Lesson 4

I know how to identify parts of the verb 'jouer'.

#### Lesson 5

I know how to describe a sport using simple sentences.

#### Lesson 6

I know how to talk/ write about playing sport.